

IDEIGLENES EREDMÉNY

76

Duna Autó Autós Gyorsasági OB, Histo Cup


Sorted on Laps

OB I/2. kategória, OB BMW 325 Challenge

www.pannonia-ring.com 4,740 Km

OB I/2. kategória, OB BMW 325 Challenge IV. futam

2009.06.21. 14:55



Race (13 Laps)

Pos	No.	Name	Class	Laps	Total Tm	Diff	Best Spd	In Lap	Auto	Team
1	221	Zentai Sándor	F - 1400 OB	13	29:20.510	-	130,346	4	Suzuki Swift	Ring Car Racing Te
2	230	dr. Grigalek Gábor	F - 1600 OB	13	29:39.898	+19.388	126,245	10	Renault Clio	ProexSport Kft.
3	246	Nagy Norbert	F - 1600 OB	13	30:16.273	+55.763	124,139	7	Ford Fiesta	Endurance Club Hui
4	242	Pap Zoltán	F - 1600 OB	13	30:17.929	+57.419	123,737	12	Honda Civic	Fónix Motorsport E
5	250	Ruttkay István	F - 1600 OB	13	30:50.136	+1:29.626	123,569	4	Honda Civic	Ring Car Racing Te
6	101	Ficza Ferenc	A - 2000 OB	13	31:09.454	+1:48.944	120,560	11	Honda Integra	Sprint Motorsport K
7	180	Strider Zoltán	OB BMW 325 Ch	13	31:10.966	+1:50.456	124,045	4	BMW 325i	HB ASE
8	247	Barna Gábor	F - 1600 OB	13	31:13.367	+1:52.857	121,421	4	Honda Civic	Fónix Motorsport E
9	187	Kovács Tamás	OB BMW 325 Ch	13	31:14.952	+1:54.442	123,705	2	BMW 325i	HB ASE
10	201	Szigeti Attila	A - 1600 OB	13	31:46.469	+2:25.959	118,125	10	Suzuki Swift	Orion Motorsport E
11	117	Magyar László	A - 2000 OB	13	31:47.081	+2:26.571	118,795	2	Renault Clio	Endurance Club Hui
12	115	dr. Laczkó László	A - 2000 OB	12	29:35.272	1 Lap	117,314	4	Renault Clio	Diamond Racing Kf
13	186	Boross Tamás	OB BMW 325 Ch	12	29:39.196	+3.924	120,677	7	BMW 325i	HB ASE
14	189	Zelei Krisztián	OB BMW 325 Ch	12	29:39.993	+4.721	120,320	3	BMW 325i	HB ASE
15	254	ifj. Ficza Ferenc	F - 1600 OB	12	29:50.333	+15.061	120,720	3	Peugeot 206	Sprint Motorsport K
16	188	Miskolczi Norbert	OB BMW 325 Ch	12	29:54.291	+19.019	119,891	5	BMW 325i	Unicorse Sportegye
17	185	dr. Bölcseki Zsolt	OB BMW 325 Ch	12	30:19.744	+44.472	119,828	4	BMW 325i	HB ASE
18	206	Horváth Lázár	A - 1600 OB	11	29:37.914	2 Laps	107,084	6	Honda Civic	Sprint Motorsport
19	116	Szentiványi Szabolcs	A - 2000 OB	9	24:22.563	4 Laps	112,350	2	Renault Clio	Autó Mata AMSE
Not classified (75% = 9 Laps)										
20	234	Blaskovits Tamás	F - 1600 OB	8	18:35.705	5 Laps	123,880	6	Honda Civic	M&M Motorsport E
21	262	Walterné Dancsó Adriel	F - 1600 OB	5	11:40.683	8 Laps	130,262	2	Opel Astra	Fónix Motorsport E

Margin of Victory	Avg. Speed	Best Lap Tm	Best Spd	Best Lap by
+19.388	126,004	2:10.913	130,346	[221] Zentai Sándor

Chief of Timing & Scoring: Németh Gábor, Kiss László

Orbits 4

Race Director: Pintér Kálmán

www.amb-it.com

2009.06.21

16¹²

PKL/A

www.mylaps.com

Licensed to: Pannonia-ring

IDEIGLENES EREDMÉNY

Duna Autó Autós Gyorsasági OB, Histo Cup


OB I/2. kategória, OB BMW 325 Challenge

www.pannonia-ring.com 4,740 Km

OB I/2. kategória, OB BMW 325 Challenge IV. futam

2009.06.21. 14:55

Race (13 Laps)



Lap	Lap Tm	Diff	Time of Day
(221) Zentai Sándor			
1	2:15.750	+4.837	15:40:24.766
2	2:11.331	+0.418	15:42:36.097
3	2:11.010	+0.097	15:44:47.107
4	2:10.913	-	15:46:58.020
5	2:13.018	+2.105	15:49:11.038
6	2:16.032	+5.119	15:51:27.070
7	2:17.495	+6.582	15:53:44.565
8	2:15.899	+4.986	15:56:00.464
9	2:17.931	+7.018	15:58:18.395
10	2:15.775	+4.862	16:00:34.170
11	2:18.460	+7.547	16:02:52.630
12	2:17.831	+6.918	16:05:10.461
13	2:17.369	+6.456	16:07:27.830

Lap	Lap Tm	Diff	Time of Day
(230) dr. Grigalek Gábor			
1	2:20.970	+5.804	15:40:32.167
2	2:16.916	+1.750	15:42:49.083
3	2:16.853	+1.687	15:45:05.936
4	2:16.020	+0.854	15:47:21.956
5	2:16.813	+1.647	15:49:38.769
6	2:17.738	+2.572	15:51:56.507
7	2:16.509	+1.343	15:54:13.016
8	2:15.811	+0.645	15:56:28.827
9	2:15.607	+0.441	15:58:44.434
10	2:15.166	-	16:00:59.600
11	2:16.243	+1.077	16:03:15.843
12	2:15.382	+0.216	16:05:31.225
13	2:15.993	+0.827	16:07:47.218

Lap	Lap Tm	Diff	Time of Day
(246) Nagy Norbert			
1	2:25.692	+8.233	15:40:37.954
2	2:20.081	+2.622	15:42:58.035
3	2:20.166	+2.707	15:45:18.201
4	2:18.266	+0.807	15:47:36.467
5	2:18.736	+1.277	15:49:55.203
6	2:17.865	+0.406	15:52:13.068
7	2:17.459	-	15:54:30.527
8	2:19.143	+1.684	15:56:49.670
9	2:19.280	+1.821	15:59:08.950
10	2:19.791	+2.332	16:01:28.741
11	2:18.372	+0.913	16:03:47.113
12	2:17.869	+0.410	16:06:04.982
13	2:18.611	+1.152	16:08:23.593

Lap	Lap Tm	Diff	Time of Day
(242) Pap Zoltán			
1	2:26.330	+8.425	15:40:37.795
2	2:20.109	+2.204	15:42:57.904
3	2:19.830	+1.925	15:45:17.734
4	2:18.464	+0.559	15:47:36.198
5	2:18.852	+0.947	15:49:55.050
6	2:19.369	+1.464	15:52:14.419
7	2:18.546	+0.641	15:54:32.965
8	2:19.613	+1.708	15:56:52.578
9	2:19.719	+1.814	15:59:12.297
10	2:18.603	+0.698	16:01:30.900
11	2:18.062	+0.157	16:03:48.962
12	2:17.905	-	16:06:06.867
13	2:18.382	+0.477	16:08:25.249

Lap	Lap Tm	Diff	Time of Day
(250) Ruttkay István			
1	2:25.169	+7.076	15:40:37.276
2	2:19.157	+1.064	15:42:56.433
3	2:39.117	+21.024	15:45:35.550
4	2:18.093	-	15:47:53.643

Lap	Lap Tm	Diff	Time of Day
5	2:18.108	+0.015	15:50:11.751
6	2:18.491	+0.398	15:52:30.242
7	2:18.942	+0.849	15:54:49.184
8	2:19.844	+1.751	15:57:09.028
9	2:20.910	+2.817	15:59:29.938
10	2:20.910	+2.817	16:01:50.848
11	2:19.159	+1.066	16:04:10.007
12	2:21.240	+3.147	16:06:31.247
13	2:26.209	+8.116	16:08:57.456

Lap	Lap Tm	Diff	Time of Day
(101) Ficza Ferenc			
1	2:28.557	+7.018	15:40:41.257
2	2:22.572	+1.033	15:43:03.829
3	2:24.699	+3.160	15:45:28.528
4	2:23.313	+1.774	15:47:51.841
5	2:25.801	+4.262	15:50:17.642
6	2:21.665	+0.126	15:52:39.307
7	2:22.395	+0.856	15:55:01.702
8	2:22.325	+0.786	15:57:24.027
9	2:22.447	+0.908	15:59:46.474
10	2:23.128	+1.589	16:02:09.602
11	2:21.539	-	16:04:31.141
12	2:22.383	+0.844	16:06:53.524
13	2:23.250	+1.711	16:09:16.774

Lap	Lap Tm	Diff	Time of Day
(180) Strider Zoltán			
1	2:21.176	+3.613	15:41:31.803
2	2:17.707	+0.144	15:43:49.510
3	2:17.662	+0.099	15:46:07.172
4	2:17.563	-	15:48:24.735
5	2:17.913	+0.350	15:50:42.648
6	2:18.159	+0.596	15:53:00.807
7	2:19.205	+1.642	15:55:20.012
8	2:19.284	+1.721	15:57:39.296
9	2:19.533	+1.970	15:59:58.829
10	2:19.757	+2.194	16:02:18.586
11	2:19.410	+1.847	16:04:37.996
12	2:19.463	+1.900	16:06:57.459
13	2:20.827	+3.264	16:09:18.286

Lap	Lap Tm	Diff	Time of Day
(247) Barna Gábor			
1	2:31.117	+10.581	15:40:44.334
2	2:24.242	+3.706	15:43:08.576
3	2:24.035	+3.499	15:45:32.611
4	2:20.536	-	15:47:53.147
5	2:21.019	+0.483	15:50:14.166
6	2:20.670	+0.134	15:52:34.836
7	2:27.970	+7.434	15:55:02.806
8	2:24.006	+3.470	15:57:26.812
9	2:22.958	+2.422	15:59:49.770
10	2:22.654	+2.118	16:02:12.424
11	2:21.878	+1.342	16:04:34.302
12	2:22.940	+2.404	16:06:57.242
13	2:23.445	+2.909	16:09:20.687

Lap	Lap Tm	Diff	Time of Day
(187) Kovács Tamás			
1	2:21.079	+3.138	15:41:32.130
2	2:17.941	-	15:43:50.071
3	2:18.493	+0.552	15:46:08.564
4	2:18.589	+0.648	15:48:27.153
5	2:19.194	+1.253	15:50:46.347
6	2:19.551	+1.610	15:53:05.898
7	2:19.699	+1.758	15:55:25.597
8	2:19.262	+1.321	15:57:44.859
9	2:19.558	+1.617	16:00:04.417
10	2:19.356	+1.415	16:02:23.773

Lap	Lap Tm	Diff	Time of Day
11	2:19.700	+1.759	16:04:43.473
12	2:19.450	+1.509	16:07:02.923
13	2:19.349	+1.408	16:09:22.272

Lap	Lap Tm	Diff	Time of Day
(201) Szigeti Attila			
1	2:31.772	+7.315	15:40:45.799
2	2:24.887	+0.430	15:43:10.686
3	2:25.200	+0.743	15:45:35.886
4	2:24.709	+0.252	15:48:00.595
5	2:26.977	+2.520	15:50:27.572
6	2:25.683	+1.226	15:52:53.255
7	2:26.197	+1.740	15:55:19.452
8	2:25.307	+0.850	15:57:44.759
9	2:24.848	+0.391	16:00:09.607
10	2:24.457	-	16:02:34.064
11	2:27.354	+2.897	16:05:01.418
12	2:25.276	+0.819	16:07:26.694
13	2:27.095	+2.638	16:09:53.789

Lap	Lap Tm	Diff	Time of Day
(117) Magyar László			
1	2:30.650	+7.008	15:40:46.001
2	2:23.642	-	15:43:09.643
3	2:24.057	+0.415	15:45:33.700
4	2:30.554	+6.912	15:48:04.254
5	2:24.212	+0.570	15:50:28.466
6	2:24.695	+1.053	15:52:53.161
7	2:24.883	+1.241	15:55:18.044
8	2:23.808	+0.166	15:57:41.852
9	2:24.169	+0.527	16:00:06.021
10	2:27.214	+3.572	16:02:33.235
11	2:27.423	+3.781	16:05:00.658
12	2:26.311	+2.669	16:07:26.969
13	2:27.432	+3.790	16:09:54.401

Lap	Lap Tm	Diff	Time of Day
(115) dr. Laczkó László			
1	2:28.410	+2.954	15:40:41.111
2	2:26.707	+1.251	15:43:07.818
3	2:25.673	+0.217	15:45:33.491
4	2:25.456	-	15:47:58.947
5	2:27.879	+2.423	15:50:26.826
6	2:25.619	+0.163	15:52:52.445
7	2:28.689	+3.233	15:55:21.134
8	2:28.744	+3.288	15:57:49.878
9	2:28.874	+3.418	16:00:18.752
10	2:28.296	+2.840	16:02:47.048
11	2:27.813	+2.357	16:05:14.861
12	2:27.731	+2.275	16:07:42.592

Lap	Lap Tm	Diff	Time of Day
(186) Boross Tamás			
1	2:24.519	+3.117	15:41:36.273
2	2:22.169	+0.767	15:43:58.442
3	2:22.050	+0.648	15:46:20.492
4	2:22.406	+1.004	15:48:42.898
5	2:22.407	+1.005	15:51:05.305
6	2:24.383	+2.981	15:53:29.688
7	2:21.402	-	15:55:51.090
8	2:21.623	+0.221	15:58:12.713
9	2:24.865	+3.463	16:00:37.578
10	2:22.275	+0.873	16:02:59.853
11	2:22.311	+0.909	16:05:22.164
12	2:24.352	+2.950	16:07:46.516

Lap	Lap Tm	Diff	Time of Day
(189) Zelei Krisztián			
1	2:24.642	+2.820	15:41:35.894
2	2:23.067	+1.245	15:43:58.961
3	2:21.822	-	15:46:20.783

Chief of Timing & Scoring: Németh Gábor, Kiss László

Race Director: Pintér Kálmán

Orbits 4

www.amb-it.com

www.mylaps.com

Licensed to: Pannónia-ring


Duna Autó Autós Gyorsasági OB, Histo Cup

OB I/2. kategória, OB BMW 325 Challenge

www.pannonia-ring.com 4,740 Km

OB I/2. kategória, OB BMW 325 Challenge IV. futam

2009.06.21. 14:55



Race (13 Laps)

Lap	Lap Tm	Diff	Time of Day
4	2:22.428	+0.606	15:48:43.211
5	2:22.334	+0.512	15:51:05.545
6	2:24.631	+2.809	15:53:30.176
7	2:22.168	+0.346	15:55:52.344
8	2:22.961	+1.139	15:58:15.305
9	2:23.369	+1.547	16:00:38.674
10	2:22.454	+0.632	16:03:01.128
11	2:23.056	+1.234	16:05:24.184
12	2:23.129	+1.307	16:07:47.313

(254) Ifj. Ficza Ferenc

1	2:28.492	+7.140	15:40:43.263
2	2:21.798	+0.446	15:43:05.061
3	2:21.352	-	15:45:26.413
4	2:22.401	+1.049	15:47:48.814
5	2:23.972	+2.620	15:50:12.786
6	2:21.812	+0.460	15:52:34.598
7	2:22.873	+1.521	15:54:57.471
p8	2:35.913	+14.561	15:57:33.384
9	3:12.414	+51.062	16:00:45.798
10	2:23.230	+1.878	16:03:09.028
11	2:25.086	+3.734	16:05:34.114
12	2:23.539	+2.187	16:07:57.653

(188) Miskolczi Norbert

1	2:26.837	+4.508	15:41:38.763
2	2:26.899	+4.570	15:44:05.662
3	2:22.665	+0.336	15:46:28.327
4	2:22.351	+0.022	15:48:50.678
5	2:22.329	-	15:51:13.007
6	2:24.238	+1.909	15:53:37.245
7	2:24.380	+2.051	15:56:01.625
8	2:23.506	+1.177	15:58:25.131
9	2:22.556	+0.227	16:00:47.687
10	2:24.363	+2.034	16:03:12.050
11	2:25.263	+2.934	16:05:37.313
12	2:24.298	+1.969	16:08:01.611

(185) dr. Bölcskei Zsolt

1	2:27.804	+5.400	15:41:39.491
2	2:24.169	+1.765	15:44:03.660
3	2:23.595	+1.191	15:46:27.255
4	2:22.404	-	15:48:49.659
5	2:22.928	+0.524	15:51:12.587
6	2:23.461	+1.057	15:53:36.048
7	2:23.154	+0.750	15:55:59.202
8	2:24.533	+2.129	15:58:23.735
9	2:23.072	+0.668	16:00:46.807
10	2:47.961	+25.557	16:03:34.768
11	2:24.326	+1.922	16:05:59.094
12	2:27.970	+5.566	16:08:27.064

(206) Horváth László

1	2:43.035	+3.684	15:40:58.156
2	2:42.661	+3.310	15:43:40.817
3	2:42.096	+2.745	15:46:22.913
4	2:39.736	+0.385	15:49:02.649
5	2:39.970	+0.619	15:51:42.619
6	2:39.351	-	15:54:21.970
7	2:40.094	+0.743	15:57:02.064
8	2:40.883	+1.532	15:59:42.947
9	2:39.545	+0.194	16:02:22.492
10	2:41.109	+1.758	16:05:03.601
11	2:41.633	+2.282	16:07:45.234

(116) Szentiványi Szabolcs

Lap	Lap Tm	Diff	Time of Day
1	2:37.491	+5.609	15:40:52.331
2	2:31.882	-	15:43:24.213
3	2:32.696	+0.814	15:45:56.909
4	2:35.422	+3.540	15:48:32.331
5	2:35.544	+3.662	15:51:07.875
6	2:38.690	+6.808	15:53:46.565
7	2:43.433	+11.551	15:56:29.998
8	2:55.836	+23.954	15:59:25.834
9	3:04.049	+32.167	16:02:29.883

(234) Blaskovits Tamás

1	2:24.437	+6.691	15:40:35.252
2	2:18.252	+0.506	15:42:53.504
3	2:18.795	+1.049	15:45:12.299
4	2:17.978	+0.232	15:47:30.277
5	2:18.129	+0.383	15:49:48.406
6	2:17.746	-	15:52:06.152
7	2:17.921	+0.175	15:54:24.073
8	2:18.952	+1.206	15:56:43.025

(262) Walterné Dancsó Adrienn

1	2:15.573	+4.575	15:40:25.519
2	2:10.998	-	15:42:36.517
3	2:11.098	+0.100	15:44:47.615
4	2:11.030	+0.032	15:46:58.645
p5	2:49.358	+38.360	15:49:48.003

Chief of Timing & Scoring: Németh Gábor, Kiss László

Race Director: Pintér Kálmán

Orbits 4

www.amb-it.com

www.mylaps.com

Licensed to: Pannonia-ring