

16/1

Duna Autó Autós Gyorsasági OB, Histo Cup


Sorted on Best Lap time

OB II/2. kategória, OB BMW 325 Challenge

www.pannonia-ring.com 4,740 Km

Időmérő edzés

2009.06.19. 15:35



Qualify

Pos	No.	Name	Class	Best Tm	Diff	Best Spd	Gap	Lap	Laps	Team	Auto	ccm
1	221	Zentai Sándor	F - 1400 OB	2:11.551	-	129,714	-	2	6	Ring Car Racing Tea	Suzuki Swift	-1,4
2	262	Walterné Dancsó Adri	F - 1600 OB	2:12.109	+0.558	129,166	+0.558	12	12	Főnix Motorsport Eg	Opel Astra	-1,6
3	234	Blaskovits Tamás	F - 1600 OB	2:17.401	+5.850	124,191	+5.292	10	11	M&M Motorsport Eg	Honda Civic	-1,6
4	246	Nagy Norbert	F - 1600 OB	2:19.131	+7.580	122,647	+1.730	11	12	Endurance Club Hun	Ford Fiesta	-1,6
5	180	Strider Zoltán	OB BMW 325 Ct	2:19.832	+8.281	122,032	+0.701	7	8	HB ASE	BMW 325i	
6	247	Barna Gábor	F - 1600 OB	2:20.471	+8.920	121,477	+0.639	7	9	Főnix Motorsport Eg	Honda Civic	-1,6
7	187	Kovács Tamás	OB BMW 325 Ct	2:21.260	+9.709	120,799	+0.789	9	9	HB ASE	BMW 325i	
8	250	Ruttkay István	F - 1600 OB	2:22.161	+10.610	120,033	+0.901	8	11	Ring Car Racing Tea	Honda Civic	-1,6
9	185	dr. Bölcsei Zsolt	OB BMW 325 Ct	2:22.911	+11.360	119,403	+0.750	9	12	HB ASE	BMW 325i	
10	189	Zelei Krisztián	OB BMW 325 Ct	2:23.064	+11.513	119,275	+0.153	3	11	HB ASE	BMW 325i	
11	117	Magyar László	A - 2000 OB	2:24.179	+12.628	118,353	+1.115	4	5	Endurance Club Hun	Renault Clio	-2,0
12	115	dr. Laczkó László	A - 2000 OB	2:24.192	+12.641	118,342	+0.013	5	5	Diamond Racing Kft.	Renault Clio	-2,0
13	188	Miskolczi Norbert	OB BMW 325 Ct	2:24.637	+13.086	117,978	+0.445	6	10	Unicorse Sportegyes	BMW 325i	
14	242	Pap Zoltán	F - 1600 OB	2:24.695	+13.144	117,931	+0.058	9	10	Főnix Motorsport Eg	Honda Civic	-1,6
15	101	Ficza Ferenc	A - 2000 OB	2:24.919	+13.368	117,749	+0.224	3	8	Sprint Motorsport Kf	Honda Integra	-2,0
16	186	Boross Tamás	OB BMW 325 Ct	2:25.560	+14.009	117,230	+0.641	4	8	HB ASE	BMW 325i	
17	116	Szentiványi Szabolcs	A - 2000 OB	2:34.105	+22.554	110,730	+8.545	5	8	Autó Mata AMSE	Renault Clio	-2,0
18	254	ifj. Ficza Ferenc	F - 1600 OB	2:39.957	+28.406	106,679	+5.852	1	3	Sprint Motorsport Kf	Peugeot 206	-1,6
19	206	Horváth Lázár	A - 1600 OB	2:50.539	+38.988	100,059	+10.582	6	8	Sprint Motorsport	Honda Civic	
Not classified (130% of the Top 3 = 2:53.793)												
20	230	dr. Grigalek Gábor	F - 1600 OB	---	-	-	-	0	0	ProexSport Kft.	Renault Clio	-1,6

Chief of Timing & Scoring: Németh Gábor

Race Director: Pintér Kálmán

*F. Ficza* 06.19. 16:17

Orbits 4

www.amb-it.com

www.mylaps.com

Licensed to: Pannonia-ring

Page 1/1

16/2


### Duna Autó Autós Gyorsasági OB, Histo Cup

OB I/2. kategória, OB BMW 325 Challenge

www.pannonia-ring.com 4,740 Km

Időmérő edzés

2009.06.19. 15:35



#### Qualify

Lap	Lap Tm	Diff	Time of Day	Lap	Lap Tm	Diff	Time of Day	Lap	Lap Tm	Diff	Time of Day
<b>(221) Zentai Sándor</b>											
1	2:13.831	+2.280	15:44:56.242	6	2:21.631	+1.160	15:58:34.170	p3	3:07.356	+43.164	15:47:24.493
2	2:11.551	-	15:47:07.793	7	2:20.471	-	16:00:54.641	4	3:41.244	+1:17.052	15:51:05.737
3	2:11.648	+0.097	15:49:19.441	8	2:22.573	+2.102	16:03:17.214	5	2:24.192	-	15:53:29.929
4	2:13.267	+1.716	15:51:32.708	p9	2:45.953	+25.482	16:06:03.167	<b>(188) Miskolczi Norbert</b>			
5	2:12.301	+0.750	15:53:45.009	<b>(187) Kovács Tamás</b>				1	2:26.813	+2.176	15:41:35.804
p6	2:43.668	+32.117	15:56:28.677	1	2:24.782	+3.522	15:47:10.434	2	2:27.238	+2.601	15:44:03.042
<b>(262) Wallerné Dancsó Adrienn</b>											
1	2:16.246	+4.137	15:41:37.611	2	2:22.043	+0.783	15:49:32.477	3	2:28.280	+3.643	15:46:31.322
2	2:16.258	+4.149	15:43:53.869	3	2:22.641	+1.381	15:51:55.118	4	2:33.913	+9.276	15:49:05.235
3	2:13.996	+1.887	15:46:07.865	4	2:22.664	+1.404	15:54:17.782	5	2:27.664	+3.027	15:51:32.899
4	2:14.175	+2.066	15:48:22.040	p5	2:32.042	+10.782	15:56:49.824	6	2:24.637	-	15:53:57.536
5	2:23.314	+11.205	15:50:45.354	6	3:27.683	+1:06.423	16:00:17.507	7	2:26.734	+2.097	15:56:24.270
6	2:14.425	+2.316	15:52:59.779	7	2:22.410	+1.150	16:02:39.917	8	2:25.437	+0.800	15:58:49.707
7	2:18.442	+6.333	15:55:18.221	8	2:21.282	+0.022	16:05:01.199	9	2:26.330	+1.693	16:01:16.037
8	2:21.013	+8.904	15:57:39.234	9	2:21.260	-	16:07:22.459	p10	3:05.347	+40.710	16:04:21.384
9	2:14.741	+2.632	15:59:53.975	<b>(250) Ruttkay István</b>				<b>(242) Pap Zoltán</b>			
10	2:12.943	+0.834	16:02:06.918	1	2:36.764	+14.603	15:43:15.864	1	2:31.586	+6.891	15:41:27.376
11	2:20.526	+8.417	16:04:27.444	2	2:29.211	+7.050	15:45:45.075	2	2:27.624	+2.929	15:43:55.000
12	2:12.109	-	16:06:39.553	3	2:28.264	+6.103	15:48:13.339	3	2:26.386	+1.691	15:46:21.386
<b>(234) Blaskovits Tamás</b>											
1	2:20.861	+3.460	15:42:10.611	4	2:25.146	+2.985	15:50:38.485	4	2:49.492	+24.797	15:49:10.878
2	2:20.126	+2.725	15:44:30.737	5	2:24.220	+2.059	15:53:02.705	p5	2:36.150	+11.455	15:51:47.028
3	2:18.451	+1.050	15:46:49.188	6	2:23.243	+1.082	15:55:25.948	6	4:08.176	+1:43.481	15:55:55.204
4	2:20.466	+3.065	15:49:09.654	7	2:27.219	+5.058	15:57:53.167	7	2:29.904	+5.209	15:58:25.108
5	2:19.390	+1.989	15:51:29.044	8	2:22.161	-	16:00:15.328	8	2:27.096	+2.401	16:00:52.204
6	2:21.332	+3.931	15:53:50.376	9	2:22.515	+0.354	16:02:37.843	9	2:24.695	-	16:03:16.899
7	2:18.850	+1.449	15:56:09.226	10	2:22.243	+0.082	16:05:00.086	10	2:31.074	+6.379	16:05:47.973
8	2:55.534	+38.133	15:59:04.760	p11	2:44.320	+22.159	16:07:44.406	<b>(101) Ficza Ferenc</b>			
9	2:18.745	+1.344	16:01:23.505	<b>(185) dr. Bölskei Zsolt</b>				1	2:26.649	+1.730	15:41:04.783
10	2:17.401	-	16:03:40.906	1	2:35.533	+12.622	15:40:45.982	2	2:26.108	+1.189	15:43:30.891
p11	2:58.855	+41.454	16:06:39.761	2	2:24.173	+1.262	15:43:10.155	3	2:24.919	-	15:45:55.810
<b>(246) Nagy Norbert</b>											
1	2:27.268	+8.137	15:41:30.435	3	2:25.068	+2.157	15:45:35.223	4	2:26.046	+1.127	15:48:21.856
2	2:26.818	+7.687	15:43:57.253	4	2:26.691	+3.780	15:48:01.914	5	2:47.417	+22.498	15:51:09.273
3	2:24.978	+5.847	15:46:22.231	5	2:23.908	+0.997	15:50:25.822	6	2:27.753	+2.834	15:53:37.026
4	2:24.019	+4.888	15:48:46.250	6	2:23.699	+0.788	15:52:49.521	7	2:37.989	+13.070	15:56:15.015
5	2:23.261	+4.130	15:51:09.511	7	2:37.434	+14.523	15:55:26.955	p8	2:41.692	+16.773	15:58:56.707
6	2:23.336	+4.205	15:53:32.847	8	2:30.525	+7.614	15:57:57.480	<b>(186) Boros Tamás</b>			
7	2:22.945	+3.814	15:55:55.792	9	2:22.911	-	16:00:20.391	p1	2:49.407	+23.847	15:47:50.293
8	2:23.725	+4.594	15:58:19.517	10	2:24.311	+1.400	16:02:44.702	2	3:34.781	+1:09.221	15:51:25.074
9	2:20.312	+1.181	16:00:39.829	11	2:24.689	+1.778	16:05:09.391	3	2:26.266	+0.706	15:53:51.340
10	2:19.546	+0.415	16:02:59.375	p12	2:59.997	+37.086	16:08:09.388	4	2:25.560	-	15:56:16.900
11	2:19.131	-	16:05:18.506	<b>(189) Zelei Krisztián</b>				5	2:28.938	+3.378	15:58:45.838
12	2:19.631	+0.500	16:07:38.137	1	2:26.205	+3.141	15:41:40.832	p6	3:01.023	+35.463	16:01:46.861
<b>(180) Strider Zoltán</b>											
1	2:35.126	+15.294	15:46:57.801	2	2:23.512	+0.448	15:44:04.344	7	3:29.168	+1:03.608	16:05:16.029
2	2:20.524	+0.692	15:49:18.325	3	2:23.064	-	15:46:27.408	8	2:27.204	+1.644	16:07:43.233
3	2:20.925	+1.093	15:51:39.250	4	2:24.537	+1.473	15:48:51.945	<b>(116) Szentiványi Szabolcs</b>			
4	2:21.989	+2.157	15:54:01.239	5	2:24.583	+1.519	15:51:16.528	1	2:34.747	+0.642	15:42:04.744
5	2:20.056	+0.224	15:56:21.295	6	2:23.710	+0.646	15:53:40.238	2	2:37.822	+3.717	15:44:42.566
6	2:20.031	+0.199	15:58:41.326	7	2:25.272	+2.208	15:56:05.510	3	2:53.033	+18.928	15:47:35.599
7	2:19.832	-	16:01:01.158	8	2:24.697	+1.633	15:58:30.207	4	2:35.184	+1.079	15:50:10.783
p8	2:57.171	+37.339	16:03:58.329	9	2:25.685	+2.621	16:00:55.892	5	2:34.105	-	15:52:44.888
<b>(247) Bama Gábor</b>											
p1	2:42.474	+22.003	15:42:40.053	10	2:24.046	+0.982	16:03:19.938	6	2:36.059	+1.954	15:55:20.947
p2	3:44.142	+1:23.671	15:46:24.195	11	2:28.733	+5.669	16:05:48.671	7	2:58.286	+24.181	15:58:19.233
3	4:59.060	+2:38.589	15:51:23.255	<b>(117) Magyar László</b>				p8	3:11.406	+37.301	16:01:30.639
4	2:24.249	+3.778	15:53:47.504	1	2:27.136	+2.957	15:41:29.623	<b>(254) ifj. Ficza Ferenc</b>			
5	2:25.035	+4.564	15:56:12.539	2	2:27.401	+2.922	15:43:56.724	1	2:39.957	-	15:42:33.190
<b>(115) dr. Leczko László</b>											
1	2:25.114	+0.922	15:41:52.626	3	2:24.898	+0.719	15:46:21.622	p2	2:51.693	+11.736	15:45:24.883
2	2:24.511	+0.319	15:44:17.137	4	2:24.179	-	15:48:45.801	p3	4:38.700	+1:58.743	15:50:03.583
<b>(206) Horváth Lázár</b>											
p1	3:19.932	+29.393	15:42:29.416	<b>(116) Horváth Lázár</b>				1	2:39.957	-	15:42:33.190
2	5:50.033	+2:59.494	15:48:19.449	1	2:27.136	+2.957	15:41:29.623	p2	2:51.693	+11.736	15:45:24.883

Chief of Timing & Scoring: Németh Gábor

Race Director: Pintér Kálmán

Orbits 4

www.amb-it.com

www.mylaps.com

Licensed to: Pannonia-ring

NEM HIVATALOS EREDMÉNY

16/3


Duna Autó Autós Gyorsasági OB, Histo Cup

OB I/2. kategória, OB BMW 325 Challenge

www.pannonia-ring.com 4,740 Km

Időmérő edzés

2009.06.19. 15:35



Qualify

Lap	Lap Tm	Diff	Time of Day
3	3:01.605	+11.066	15:51:21.054
4	2:59.754	+9.215	15:54:20.808
5	2:55.147	+4.608	15:57:15.955
6	2:50.539	-	16:00:06.494
7	2:52.508	+1.969	16:02:59.002
8	2:54.604	+4.065	16:05:53.606

Lap Lap Tm Diff Time of Day

Lap Lap Tm Diff Time of Day