


Duna Autó Autós Gyorsasági OB, Histo Cup

OB I/1. kategória, OB VI. kategória

www.pannonia-ring.com 4,740 Km

OB I/1. kategória, OB VI. kategória IV. futam

2009.06.21. 12:05



Race (13 Laps)

Pos	No.	Name	Class	Laps	Total Tm	Diff	Best Spd	In Lap	Auto	Team
1	106	Horváth Zsolt	F + 3500 OB	13	26:56.083	-	140,678	7	Ferrari F 430	ProexSport Kft.
2	166	Bódis Kálmán	F + 3500 OB	13	27:11.745	+15.662	138,793	8		BOVI Motorsport
3	623	Vizin Tamás	Seat Leon OB	13	27:11.957	+15.874	138,634	3	Seat Leon	BV Motorsport Egye
4	114	Kaveczi István	F + 3500 OB	13	27:43.084	+47.001	135,905	3	BMW E90	BMW Team Hungary
5	611	El Mola Amr	Seat Leon OB	13	27:43.615	+47.532	135,210	2	Seat Leon	Genex Autósport Egy
6	104	Keskeny László	F + 3500 OB	13	27:55.729	+59.646	135,060	6	Audi Coupe S2	Ring Car Racing Teal
7	621	Zana Tamás	Seat Leon OB	13	27:57.202	+1:01.119	134,472	8	Seat Leon	Zengő Motorsport Kf
8	152	Herter Gusztáv	F - 3500 OB	13	27:58.673	+1:02.590	135,989	10	Mitsubishi Lancer	Endurance Club Hun
9	133	Németh András	F - 2000 OB	13	29:00.724	+2:04.641	132,488	4	Alfa Romeo 155 I	Unicorse Sportegyes
10	136	Csik János	F - 2000 OB	12	27:29.382	1 Lap	127,961	4	Alfa Romao 147 (	Unicorse Sportegyes
11	69	Jan Marcinklo	F - 2000 OB	12	27:34.455	+5.073	126,431	2	Peugeot 306 S16	Rallye Klub Komarn
12	132	Gáspár Csaba	F - 2000 OB	12	27:59.865	+30.483	132,523	4	Alfa Romeo 147 (	Unicorse Sportegyes
13	252	Kovács György	F - 2000 OB	12	28:37.322	+1:07.940	123,210	4	Mazda RX 8	Kincses Turbo Team
14	103	Perényi Zoltán	F + 3500 OB	11	22:47.427	2 Laps	139,280	7	Porsche 997	Genex Autósport Egy
15	105	Szamosvári Béla	F + 3500 OB	11	22:50.359	+2.932	139,383	3	Porsche 997	Genex Autósport Egy
16	602	Michelizs Norbert	Seat Leon OB	11	28:27.612	+5:40.185	138,363	2	Seat Leon	Zengő Motorsport Kf
17	135	Schnobl Attila	F - 2000 OB	11	29:14.907	+6:27.480	110,454	8	Honda Integra Tj	Sprint Motorsport Kf
Not classified (75% = 9 Laps)										
18	609	Rasztovits Zsolt	Seat Leon OB	0	6.014	13 Laps	-	0	Seat Leon	Zengő Motorsport Kf
19	615	Lukács Ernő	Seat Leon OB	0	6.226	+0.212	-	0	Seat Leon	Lukács Motorsport E
DNS	141	Stepanek Matthias	BMW 325 Chall	0	-	-	-	0	BMW 325i	
DNS	156	Schmid Clemens	F - 3500 OB	0	-	-	-	0	BMW 325i	Unterberger Motorsp
DNS	155	Unterholzner Josef(I)	F - 3500 OB	0	-	-	-	0	BMW 325i	Unterberger Motorsp
DNS	157	Witting Alexander	F - 3500 OB	0	-	-	-	0	BMW 325i	Unterberger Motorsp
DNS	161	Csontos Gábor	F - 3500 OB	0	-	-	-	0	BMW M3	Endurance Club Hun

Margin of Victory	Avg. Speed	Best Lap Tm	Best Spd	Best Lap by
+15.662	137,265	2:01.298	140,678	[106] Horváth Zsolt

Chief of Timing & Scoring: Németh Gábor, Kiss László

Race Director: Pintér Kálmán

*Pintér Kálmán 06.21. 13:08*

Orbits 4

www.amb-it.com

www.mylaps.com

Licensed to: Pannonia-ring

**Duna Autó Autós Gyorsasági OB, Histo Cup**


OB I/1. kategória, OB VI. kategória

www.pannonia-ring.com 4,740 Km

OB I/1. kategória, OB VI. kategória IV. futam

2009.06.21. 12:05

**Race (13 Laps)**



Lap	Lap Tm	Diff	Time of Day
<b>(106) Horváth Zsolt</b>			
1	2:09.320	+8.022	12:22:24.862
2	2:02.281	+0.983	12:24:27.143
3	2:02.213	+0.915	12:26:29.356
4	2:01.475	+0.177	12:28:30.831
5	2:01.401	+0.103	12:30:32.232
6	2:01.414	+0.116	12:32:33.646
7	2:01.298	-	12:34:34.944
8	2:02.674	+1.376	12:36:37.618
9	2:03.750	+2.452	12:38:41.368
10	2:04.445	+3.147	12:40:45.813
11	2:04.538	+3.240	12:42:50.351
12	2:05.045	+3.747	12:44:55.396
13	2:14.502	+13.204	12:47:09.898

Lap	Lap Tm	Diff	Time of Day
<b>(166) Bódis Kálmán</b>			
1	2:09.494	+6.548	12:22:30.243
2	2:06.544	+3.598	12:24:36.787
3	2:05.045	+2.099	12:26:41.832
4	2:04.298	+1.352	12:28:46.130
5	2:03.942	+0.996	12:30:50.072
6	2:03.374	+0.428	12:32:53.446
7	2:03.122	+0.176	12:34:56.568
8	2:02.946	-	12:36:59.514
9	2:03.166	+0.220	12:39:02.680
10	2:03.119	+0.173	12:41:05.799
11	2:03.806	+0.860	12:43:09.605
12	2:07.341	+4.395	12:45:16.946
13	2:08.614	+5.668	12:47:25.560

Lap	Lap Tm	Diff	Time of Day
<b>(623) Vizin Tamás</b>			
1	2:10.813	+7.726	12:22:28.191
2	2:03.655	+0.568	12:24:31.846
3	2:03.087	-	12:26:34.933
4	2:03.832	+0.745	12:28:38.765
5	2:04.493	+1.406	12:30:43.258
6	2:03.691	+0.604	12:32:46.949
7	2:03.477	+0.390	12:34:50.426
8	2:04.729	+1.642	12:36:55.155
9	2:05.683	+2.596	12:39:00.838
10	2:04.102	+1.015	12:41:04.940
11	2:05.269	+2.182	12:43:10.209
12	2:07.287	+4.200	12:45:17.496
13	2:08.276	+5.189	12:47:25.772

Lap	Lap Tm	Diff	Time of Day
<b>(114) Kavecz István</b>			
1	2:12.395	+6.837	12:22:29.912
2	2:06.077	+0.519	12:24:35.989
3	2:05.558	-	12:26:41.547
4	2:07.708	+2.150	12:28:49.255
5	2:06.872	+1.314	12:30:56.127
6	2:06.628	+1.070	12:33:02.755
7	2:07.025	+1.467	12:35:09.780
8	2:07.043	+1.485	12:37:16.823
9	2:07.226	+1.668	12:39:24.049
10	2:06.715	+1.157	12:41:30.764
11	2:06.469	+0.911	12:43:37.233
12	2:09.701	+4.143	12:45:46.934
13	2:09.965	+4.407	12:47:56.899

Lap	Lap Tm	Diff	Time of Day
<b>(611) El Mola Amr</b>			
1	2:12.009	+5.805	12:22:30.141
2	2:06.204	-	12:24:36.345
3	2:06.506	+0.302	12:26:42.851
4	2:06.749	+0.545	12:28:49.600

Lap	Lap Tm	Diff	Time of Day
5	2:06.862	+0.658	12:30:56.462
6	2:06.788	+0.584	12:33:03.250
7	2:07.182	+0.978	12:35:10.432
8	2:06.923	+0.719	12:37:17.355
9	2:07.241	+1.037	12:39:24.596
10	2:07.194	+0.990	12:41:31.790
11	2:07.573	+1.369	12:43:39.363
12	2:09.328	+3.124	12:45:48.691
13	2:08.739	+2.535	12:47:57.430

Lap	Lap Tm	Diff	Time of Day
<b>(104) Keskeny László</b>			
1	2:15.395	+9.051	12:22:33.889
2	2:08.425	+2.081	12:24:42.314
3	2:07.234	+0.890	12:26:49.548
4	2:08.057	+1.713	12:28:57.605
5	2:07.077	+0.733	12:31:04.682
6	2:06.344	-	12:33:11.026
7	2:07.320	+0.976	12:35:18.346
8	2:07.426	+1.082	12:37:25.772
9	2:07.635	+1.291	12:39:33.407
10	2:07.904	+1.560	12:41:41.311
11	2:08.049	+1.705	12:43:49.360
12	2:10.890	+4.546	12:46:00.250
13	2:09.294	+2.950	12:48:09.544

Lap	Lap Tm	Diff	Time of Day
<b>(621) Zana Tamás</b>			
1	2:17.334	+10.438	12:22:36.912
2	2:07.210	+0.314	12:24:44.122
3	2:08.854	+1.958	12:26:52.976
4	2:08.752	+1.856	12:29:01.728
5	2:07.541	+0.645	12:31:09.269
6	2:07.270	+0.374	12:33:16.539
7	2:06.963	+0.067	12:35:23.502
8	2:06.896	-	12:37:30.398
9	2:07.373	+0.477	12:39:37.771
10	2:08.079	+1.183	12:41:45.850
11	2:08.006	+1.110	12:43:53.856
12	2:08.579	+1.683	12:46:02.435
13	2:08.582	+1.686	12:48:11.017

Lap	Lap Tm	Diff	Time of Day
<b>(152) Herter Gusztáv</b>			
1	2:14.038	+8.557	12:22:29.788
2	2:10.372	+4.891	12:24:40.160
3	2:08.073	+2.592	12:26:48.233
4	2:06.864	+1.383	12:28:55.097
5	2:07.545	+2.064	12:31:02.642
6	2:06.298	+0.817	12:33:08.940
7	2:06.411	+0.930	12:35:15.351
8	2:05.909	+0.428	12:37:21.260
9	2:05.869	+0.388	12:39:27.129
10	2:05.481	-	12:41:32.610
11	2:05.966	+0.485	12:43:38.576
12	2:24.091	+18.610	12:46:02.667
13	2:09.821	+4.340	12:48:12.488

Lap	Lap Tm	Diff	Time of Day
<b>(133) Németh András</b>			
1	2:17.493	+8.696	12:22:39.868
2	2:11.343	+2.546	12:24:51.211
3	2:11.242	+2.445	12:27:02.453
4	2:08.797	-	12:29:11.250
5	2:11.636	+2.839	12:31:22.886
6	2:12.544	+3.747	12:33:35.430
7	2:11.135	+2.338	12:35:46.565
8	2:12.044	+3.247	12:37:58.609
9	2:13.929	+5.132	12:40:12.538
10	2:14.687	+5.890	12:42:27.225

Lap	Lap Tm	Diff	Time of Day
11	2:12.895	+4.098	12:44:40.120
12	2:17.431	+8.634	12:46:57.551
13	2:16.988	+8.191	12:49:14.539

Lap	Lap Tm	Diff	Time of Day
<b>(136) Csik János</b>			
1	2:22.036	+8.683	12:22:44.312
2	2:16.481	+3.128	12:25:00.793
3	2:15.058	+1.705	12:27:15.851
4	2:13.353	-	12:29:29.204
5	2:15.767	+2.414	12:31:44.971
6	2:16.353	+3.000	12:34:01.324
7	2:17.209	+3.856	12:36:18.533
8	2:15.010	+1.657	12:38:33.543
9	2:16.747	+3.394	12:40:50.290
10	2:16.361	+3.008	12:43:06.651
11	2:17.728	+4.375	12:45:24.379
12	2:18.818	+5.465	12:47:43.197

Lap	Lap Tm	Diff	Time of Day
<b>(69) Jan Marcinko</b>			
1	2:20.797	+5.830	12:22:42.221
2	2:14.967	-	12:24:57.188
3	2:15.248	+0.281	12:27:12.436
4	2:15.700	+0.733	12:29:28.136
5	2:16.015	+1.048	12:31:44.151
6	2:15.532	+0.565	12:33:59.683
7	2:16.734	+1.767	12:36:16.417
8	2:16.621	+1.654	12:38:33.038
9	2:18.388	+3.421	12:40:51.426
10	2:18.179	+3.212	12:43:09.605
11	2:20.222	+5.255	12:45:29.827
12	2:18.443	+3.476	12:47:48.270

Lap	Lap Tm	Diff	Time of Day
<b>(132) Gáspár Csaba</b>			
1	2:17.672	+8.909	12:22:39.927
2	2:11.708	+2.945	12:24:51.635
3	2:09.750	+0.987	12:27:01.385
4	2:08.763	-	12:29:10.148
p5	2:42.013	+33.250	12:31:52.161
6	3:14.140	+1:05.377	12:35:06.301
7	2:12.420	+3.657	12:37:18.721
8	2:11.278	+2.515	12:39:29.999
9	2:09.068	+0.305	12:41:39.067
10	2:09.627	+0.864	12:43:48.694
11	2:12.598	+3.835	12:46:01.292
12	2:12.388	+3.625	12:48:13.680

Lap	Lap Tm	Diff	Time of Day
<b>(252) Kovács György</b>			
1	2:25.773	+7.278	12:22:46.701
2	2:18.802	+0.307	12:25:05.503
3	2:19.056	+0.561	12:27:24.559
4	2:18.495	-	12:29:43.054
5	2:18.606	+0.111	12:32:01.660
6	2:37.436	+18.941	12:34:39.096
7	2:25.110	+6.615	12:37:04.206
8	2:19.218	+0.723	12:39:23.424
9	2:24.390	+5.895	12:41:47.814
10	2:20.549	+2.054	12:44:08.363
11	2:21.657	+3.162	12:46:30.020
12	2:21.117	+2.622	12:48:51.137

Lap	Lap Tm	Diff	Time of Day
<b>(103) Perényi Zoltán</b>			
1	2:05.538	+3.022	12:22:21.857
2	2:03.712	+1.196	12:24:25.569
3	2:04.786	+2.270	12:26:30.355
4	2:02.900	+0.384	12:28:33.255
5	2:03.642	+1.126	12:30:36.897

Chief of Timing & Scoring: Németh Gábor, Kiss László  
Race Director: Pintér Kálmán

Orbits 4  
www.amb-it.com  
www.mylaps.com  
Licensed to: Pannonia-ring


**Duna Autó Autós Gyorsasági OB, Histo Cup**

OB I/1. kategória, OB VI. kategória

www.pannonia-ring.com 4,740 Km

OB I/1. kategória, OB VI. kategória IV. futam

2009.06.21. 12:05



**Race (13 Laps)**

Lap	Lap Tm	Diff	Time of Day
6	2:03.953	+1.437	12:32:40.850
7	2:02.516	-	12:34:43.366
8	2:03.958	+1.442	12:36:47.324
9	2:04.054	+1.538	12:38:51.378
10	2:03.927	+1.411	12:40:55.305
11	2:05.937	+3.421	12:43:01.242

(105) Szamosvári Béla

1	2:07.555	+5.130	12:22:25.925
2	2:03.130	+0.705	12:24:29.055
3	2:02.425	-	12:26:31.480
4	2:02.591	+0.166	12:28:34.071
5	2:04.251	+1.826	12:30:38.322
6	2:03.536	+1.111	12:32:41.858
7	2:04.273	+1.848	12:34:46.131
8	2:04.317	+1.892	12:36:50.448
9	2:03.853	+1.428	12:38:54.301
10	2:04.662	+2.237	12:40:58.963
11	2:05.211	+2.786	12:43:04.174

(602) Michélsz Norbert

1	2:07.241	+3.913	12:27:57.094
2	2:03.328	-	12:30:00.422
3	2:03.444	+0.116	12:32:03.866
4	2:03.694	+0.366	12:34:07.560
5	2:05.209	+1.881	12:36:12.769
6	2:03.351	+0.023	12:38:16.120
7	2:03.829	+0.501	12:40:19.949
8	2:04.404	+1.076	12:42:24.353
9	2:03.891	+0.563	12:44:28.244
10	2:07.072	+3.744	12:46:35.316
11	2:06.111	+2.783	12:48:41.427

(135) Schnobl Attila

1	2:43.825	+9.336	12:23:08.008
2	2:41.846	+7.357	12:25:49.854
3	2:39.504	+5.015	12:28:29.358
4	2:42.331	+7.842	12:31:11.689
5	2:35.517	+1.028	12:33:47.206
6	2:39.329	+4.840	12:36:26.535
7	2:34.907	+0.418	12:39:01.442
8	2:34.489	-	12:41:35.931
9	2:35.431	+0.942	12:44:11.362
10	2:37.651	+3.162	12:46:49.013
11	2:39.709	+5.220	12:49:28.722